

## INTEGRAL




This color chart is meant as a starting point. The final color may not match the colors shown here due to variables beyond our control, including finishing techniques, job conditions and curing methods. A physical sample is crucial in ensuring the best possible match.

## INTEGRAL



This color chart is meant as a starting point. The final color may not match the colors shown here due to variables beyond our control, including finishing techniques, job conditions and curing methods. A physical sample is crucial in ensuring the best possible match.

## STAINS




Georgia Clay



Merlot



Aztec Red



Winter Sunset



Grecian Gray



Ponderosa




Driftwood




Leather



Rustic Bark



Inca Gold



Beach Sand



Soft Gray



Bahama Blue




Cold Steel




Storm Cloud




Black



Snow Pea




Forest Green



Emerald



Aquamarine



Douglas Fir



Slash Pine

This color chart is meant as a starting point. The final color may not match the colors shown here due to variables beyond our control, including finishing techniques, job conditions and curing methods. A physical sample is crucial in ensuring the best possible match.